




 Eskom	<h1 style="text-align: center;">SUBSTATION ENGINEERING STEELWORK PROFORMA</h1>	Template Identifier	240-67841615
		Template Revision	3
		Document Identifier	EGEO12P02-SE-E76A
		Effective Date	01 May 2019


Scheme	NOT APPLICABLE
Project	GEORGEDALE REFURBISHMENT PROJECT (88kV & 132kV YARD EQUIPMENT REPLACEMENT)
Substation	GEORGEDALE
Grid	Eastern
Project WBS	TO BE SUPPLIED BY PROJECT MANAGER
Date	03 August 2020
Revision Number	2
Issued For	Construction



Total Quantity		
Structural Steel	18.3109	[t]
Tubular Structural Steel	0	[t]
Bolts	623	[kg]

Revision Control			
Rev	Date	Description	Compiled
1	06-Sep-19	1ST ISSUE FOR CONSTRUCTION (STEELWORK ASSOCIATED WITH 88kV & 132kV YARD CT (AS REFLECTED ON URS) REPLACEMENT)	A LE GRANGE
2	03-Aug-20	ISSUE FOR CONSTRUCTION (STEELWORK ASSOCIATED WITH 88kV & 132kV YARD EQUIPMENT REPLACEMENT)	A LE GRANGE
		NOTE: REV 2 INCLUDES THE STEELWORK FOR ENTIRE 88kV & 132kV YARD EQUIPMENT WHICH INCLUDES CT's. REV 2 EXCLUDES THE STEELWORK FOR THE COLUMN EXTENSION FOR C17 SEEN ON DRAWING EGEO12P02-SE-E10	
		SHEET 1&2 REV 1 - WHICH WILL BE CONFIRMED (IN AN ADDITIONAL PROFORMA) ONCE/IF THE INFORMATION IS MADE AVAILABLE. REV 2 SUPERSEDES REV 1 - QUANTITIES MUST NOT BE DUPLICATED AND THUS REV 1 MUST BE	
		DISREGARDED	

Reference Drawings		
Description	Dwg #	Rev

	Name	Designation	Signature	Date
Compiled	A LE GRANGE (DESIGNATION: SENIOR TECHNOLOGIST)			3 / 8 / 2020
Reviewed	S BHUDA	Senior Engineer		04/08/2020
Authorized	S ZULU	Chief Engineer		05/08/2020

<div> Eskom</div>		SUBSTATION ENGINEERING STEELWORK PROFORMA							Template Identifier	240-67841615
									Template Revision	3
									Document Identifier	EGEO12P02-SE-E76A
									Effective Date	01 May 2019
#	Quantity	Description	Steelwork 0.54/ Dwg #	Rev.	Individual Quantity		Total Quantity		Foundation 0.54/ Dwg # (Ref Only)	
					Structural Steel [t]	Grade 8.8 Bolts / U-Bolts [kg]	Structural Steel [t]	Grade 8.8 Bolts / U-Bolts [kg]		
		132 kV COLUMNS & BEAMS :								
190	24	"U" Bolt	336, 337	4, 6		0.9	0	21.6	N/A	
		TERTIARY COLUMNS :								
329	122	"J" Label Bracket	403	3	0.00073	0.23	0.08906	28.06	N/A	
331	10	B/Bar Label Frame	1790	3	0.0095	0.8	0.095	8	N/A	
333	216	"L" Label Bracket	1794	3	0.00107	0.23	0.23112	49.68	N/A	
		MEDIUM EQUIPMENT SUPPORTS & TOP CAPS :								
383	3	Med. Equip. Support 2 m high	301	2	0.088	2	0.264	6	4358	
384	78	Med. Equip. Support 2.5 m high	302	2	0.111	2.6	8.658	202.8	4358	
385	4	Med. Equip. Support 3 m high	303	2	0.135	3.1	0.54	12.4	4358	
397	87	Med. Equip. Top Cap M1. 100-706 Adjustable M16 Fixing *NOTE* NOT TO BE USED FOR 275kV CT's.	306	6	0.055	2	4.785	174	N/A	
418	9	66 kV to 132 kV P.I. Beam Adaptor 127 PCD M16 Fixing	787	2	0.006	0.6	0.054	5.4	N/A	
423	24	Top Cap For A.B.B. PEXLIM Range Surge Arresters. Use With Existing Top Cap.	6326	2	0.013	0.5	0.312	12	N/A	
427	4	Med. Equip. Support Cap for 66 kV to 132 kV Post Insulator 4 Holes on 90 x 90 M16 Fixing - Sht 1	3512	5	0.042	1.6	0.168	6.4	N/A	
		FIRE BARRIER :								
584	9	6 000 High Mild Steel Support for Stainless Steel Fire Barrier *NOTE* ORDER NUMBER OF STRUCTURES PER FIRE WALL, STRUCTURE MASS FOR 1 UNIT ONLY.	4160	7	0.288	7.3	2.592	65.7	4169	
586	6	Mild Steel Parts for Module 'A' of Stainless Steel Fire Barrier	4161	10	0.079	4.13	0.474	24.78	4169	
587	3	Mild Steel Parts for Module 'B' of Stainless Steel Fire Barrier	4161	10	0.01624	2.06	0.04872	6.18	4169	

 31/8/2020
 04/08/2020